

2025

Berg's



204-773-2562

Fax: 780-307-3623

www.bergshatchery.com

customerservice@bergshatchery.com



Bergs Hatchery



[bergshatchery2562](https://www.instagram.com/bergshatchery2562)

To our fellow poultry farmers, large and small:

Looking forward to 2025, we can be thankful for some key points. Inflation has softened, consumer interest rates have fallen, the pandemic has ended, and life as we know it seems to be back on track with family and friends.

There were many positives from 2024 – for the entire season, our chicks were 100% Salmonella free! Detailed testing of every single hatch with support from CFIA, provincial governments, and third-party veterinarians, ensure we provide the safest chicks in Canada. Working as a team, including our local Canadian farms, your continued support of federally licensed registered hatcheries guarantees a safe supply of disease-free chicks.

The poultry industry is learning to manage Avian Influenza. The Prairies have seen a sharp decline in positive cases; however, our friends in British Columbia are still fighting this destructive disease. We must continue to work together to minimize the impact of bird flu for the good of all. Further to that, our hatchery faced a large learning curve this past year. Even though many successful Manitoba shipments were made, some areas in the province faced hard challenges. To our agents and direct customers, we appreciate your patience, flexibility, and understanding as these challenges and concerns were addressed. We listened to you and changes were made.

In 2025, our hatchery team will be delivering Manitoba-destined chicks in our own specifically designed chick truck. Some orders will need to continue to use other shipping methods; however, incorporation of our own weekly delivery should eliminate last year's issues. We have made changes for 2025 and want you to know that we will stay true by providing you with professional support. Berg's Hatchery works diligently with our local farm providers, agents, customers and suppliers to support local business. We are Canadians for Canadians!

We thank all our loyal Berg's Hatchery customers for 80+ years of continued support. Together we will move forward!

Yours truly,

Management at Berg's Hatchery



OUR GUARANTEE

1. 100% live arrival is guaranteed provided shipment is checked when received and any loss is noted in a report signed by the transporter or the agent (do not include extras). Notification to be given within 24 hours.
2. We will credit any *loss occurring within 2 weeks of shipment of day old chicks without question, **providing** the loss (livability) report is returned to us within 3 weeks of shipment. *Loss over 10% of any one breed must be accompanied by a veterinary report indicating that the loss was a result of poor quality of chicks provided. Do not include extras. Dual purpose and heritage 'Packages' are considered one breed when calculating the 10%. The livability report is available on our website.
3. We guarantee 85% accuracy of sexed orders. Unsexed orders are shipped as they come from the incubator and we cannot guarantee the ratio of males to females; however, the ratio in smaller orders of chicks often tends to be uneven.
4. We cannot guarantee that all the Heritage Breeds conform to their breed standards. Nor can we guarantee the ratio of males to females. Heritage breeds are sold straight run only!
5. In all cases we will only be responsible to the extent of the invoiced price of the chicks or poults to the original purchaser only. **Split orders between customers do not qualify for our guarantee.** We will not be liable for any consequential or incidental damages.
6. We warrant that the poultry described in the order will be in good condition, so far as can reasonably be determined, at the time of delivery by us. Established flock control, egg selection, production, and handling methods (including established sanitary and disease control standards) generally accepted in the industry, are in place. It is understood, agreed and considered reasonable that THERE ARE NO WARRANTIES, EXPRESSED OR IMPLIED, WITH RESPECT TO THE POULTRY OTHER THAN THOSE SPECIFICALLY STATED IN THIS AGREEMENT, AND SELLER SPECIFICALLY DISCLAIMS ANY WARRANT OF MERCHANTABILITY OR FITNESS OF THE POULTRY.
7. By acceptance of the poultry, the buyer acknowledges that the limitations and disclaimers herein set forth are conditions of the sale, and constitute the entire agreement between the parties regarding warranty or other liabilities and the remedy therefore.
8. The purchaser or agent is required to examine the birds and must report any mortalities or other problems to the Hatchery prior to leaving the point of pickup.
9. All orders are F.O.B. the hatchery.

BIOSECURITY ON YOUR FARM

1. Purchase your chicks from federally registered hatcheries.
2. Have a clean and disinfected facility.
3. Be clean and showered with clean clothes, especially if you have been off your premises.
4. Do not house baby chicks in the same building as adult birds. Always attend to the youngest birds moving up to the oldest, changing coveralls and cleaning and disinfecting footwear between. Keep a pair of boots for poultry barn use only.
5. Know who your visitors are and where they come from. If they have birds of their own, they should not enter your premises without having showered and changed.
6. Offer your visitors some clean coveralls and boots if they must enter your bird area.
7. If you have a bird that appears sick or dies under unknown circumstances, submit it to your veterinarian for examination or referral to the provincial government laboratory for testing.
8. Keep your facility clean and utilize one or more methods of rodent control.
9. Be sure that all equipment, whether new or used, is cleaned and disinfected prior to use.
10. It is best to only bring day-old chicks or hatching eggs onto your premises. Older birds are more likely to carry disease, even if they appear healthy. Responsible growers will practice good biosecurity themselves and will operate a "closed flock" meaning they do not introduce older birds to the flock.

Enjoy your birds!

PREPARING FOR YOUR CHICKS

*BEFORE YOUR CHICKS ARRIVE:

At least a week before your chicks arrive, not the night before, prepare your coop: Thoroughly clean and disinfect your brooder area from top to bottom, including all feeders, waterers and brooder lamps, all the equipment, walls, ceiling and floor. We recommend VIRKON for disinfecting. Allow the area to dry completely to avoid mold.

*PRE-WARM THE AREA FOR AT LEAST 24 - 48 HOURS BEFORE THE CHICKS ARRIVE!

Check temperatures at chick height. Check for cold spots and drafts. Eliminate drafts by repairing windows and doors. Plastic is no substitute for insulation! Do not seal off all air flow either. Good ventilation is essential for a dry brooder house and healthy chicks! Ensure area surrounding your brooder is also warm; around 75°F/24°C. Check that all your equipment is ready and working. Night-time lows can be deceiving; using a high/low thermometer will eliminate a lot of heartache by enabling you to check the night-time temperatures.

*USE AN ABSORBENT BEDDING LIKE WOOD SHAVINGS.

We recommend 2 - 4 inches of shavings, not packed down. DO NOT USE NEWSPAPER! Make the surface as level as possible especially for turkeys who may fall into a dip and not be able to right themselves.

*PUT OUT THE FEED BUT HOLD OFF ON PUTTING THE WATER OUT UNTIL JUST BEFORE THE CHICKS ARRIVE.

The water needs to be cool so the chicks do not climb into it. Feed and water must be within the comfort zone of the chicks and available for the chicks at all times. Clean waterers daily and place them on slatted or wire platforms so birds will be kept away from the wet floor. A good crumble, not pellets or mash, will encourage uniform distribution of nutrients and give the chicks a good start. If you are adding anything to their water be sure to mix it fresh daily.

BROODER SET UP


Set up your equipment as shown in the picture. Use 18 inch cardboard brooder guard to make a circle that provides approximately 0.5 square foot/chick. Use 20 feet of brooder guard for 50 birds; 25 feet for 100 birds; 30 feet for 150 birds; and 35 feet for 200 birds. Use one, 250 watt red heat bulb for every 50 birds; ensuring that you have a safe and reliable power source. A 4-bulb brooder with a thermostat is best, since it can be adjusted to regulate the temperature. Turn more bulbs on as required to maintain the temperature. Provide a back up heater as necessary.

Start your heat lamps 18 inches from the floor. Use two, 24 inch feeders and one, 1 gallon fount for every 50 birds. The chicks should not require the brooder guard after 7 - 10 days. The area allowed for the chicks should be increased after 2 weeks by 50% and further after four weeks.

Pay special attention to the TEMPERATURE!

Ambient or room temperature should be maintained at 24°C (75°F) for 24 hour temperature control and to avoiding those nasty night time lows!

HERE IS A VERY SIMPLE, YET COMPLETE SET UP IN WHICH TO START OUT YOUR BABY CHICKS



TYPE OF BIRD	STARTING FEED	NUMBER OF WEEKS ON STARTER	WATER ADDITIVE (1 LEVEL TSP/GAL OF WATER)	STARTING BROODER TEMPERATURE
LAYERS DUAL PURPOSE HERITAGE BIRDS GRAZER	20% CHICK STARTER	8 WEEKS	VITAMIN COMPLEX FOR 5 - 7 DAYS & 2 CONSECUTIVE DAYS PER WEEK FOR SEVERAL WEEKS FOLLOWING	85°F - 90°F 30°C - 32°C
BROILERS CORNISH ROCK GIANTS	20% CHICK STARTER	3 WEEKS	SAME AS ABOVE	85°F - 90°F 30°C - 32°C
TURKEYS BANTAMS PHEASANTS KEETS	25% - 28% TURKEY STARTER	8 WEEKS	SAME AS ABOVE	95°F - 100°F 35°C - 38°C

As the birds grow older, lower the temperature about 5°F per week until 70°F is reached. A temporary increase in brooding temperatures of about 5°F may be of value for reducing side effects of stress resulting from handling and moving.

CORNISH CROSS GIANTS

Over the last 36 years the Cornish Cross Giant has become an exceptionally fast growing bird. As nice as it is to get meat in the freezer quickly, the speed of growth has brought its own set of problems. These fast-growing birds tend to be susceptible to leg problems, heart attacks and ascites (heart valve failure leading to a fluid filled abdomen).

Following our suggestions below will minimize these problems.

- * Keep chicks warm and in a small area to start. Early chilling, overheating, or huddling will cause continued problems later. Start your chicks at 32°C (90°F) measured furthest from the heat source in the brooding area at chick height. Ventilation is important from the first day. Add heat lamps if necessary but do not seal up your brooder so that air supply is completely cut off. Increase ventilation as chicks get older. The air should feel dry, not musty.
- * Feed 20% chick starter for the first 3 weeks; then switch to a 16% grower during the fourth week. Allow 1 kg of starter per Cornish Giant before switching to grower. Well balanced chop may be used from the 6th week. Grains need to be fed with the addition of a poultry supplement!
- * For the first 4-5 days; provide 23 hours of light. Start reducing the hours of light by ½ hour per day until birds receive 8-10 hours of dim light (you should just be able to read a newspaper). A time clock that will allow 8-10 hours of growing time is ideal. If a blackout situation is not possible, then be sure that the birds clean out their feeders before refilling. Going too long without food may result in them eating the bedding material.
- * Once the birds are a week old, you should start to move the feeders and waterers further apart from one another. Do this a bit at a time until they are at least 4 - 5 feet apart. As your birds grow be sure that they have plenty of room to move around.

GUIDELINES TO RAISING LAYING HENS

Hybrids require 18% layer ration to maintain vigor and to avoid picking, egg eating and cannibalism!

To bring out the best in your hybrid layers use a lighting schedule as outlined below:

- 1.) Start your chicks on 23 hours of light.
- 2.) At 3 days of age, reduce the number of hours of light by 1 hour every 2 - 3 days until down to 10 hours.
- 3.) At 14 days, reduce the light intensity. Dim to just being able to read a newspaper.
- 4.) Grow to 19 weeks on 10 hours of dim light.
- 5.) At 19 weeks, start to increase the lighting by 1 hour per week for 2 weeks, then ½ hour per week until you have reached 15 hours of light.

NOTE: If you are raising spring chicks on natural light in the summer, when it comes to fall, increase their light by ½ hour per week until 15 hours in reached.

WATCH OUT!!! WINTER DAYLIGHT REDUCTION, QUALITY OF FOOD, LACK OF WATER OR COLD TEMPERATURES MAY PREVENT YOUR YOUNG HENS FROM COMING INTO LAY, OR RESULT IN YOUR OLDER LAYING HENS GOING INTO A MOLT (SHEDDING THEIR FEATHERS & CEASE LAYING). IF THIS OCCURS, GO BACK TO THE LIGHTING PROGRAM RECOMMENDED AND START AGAIN!

GUIDE TO BROODING GUINEA FOWL AND PHEASANTS

Waterers: Guineas and Pheasants are much smaller than your average chick and will require a mini drinking bowl (see page 18 for our waterers). Provide 1 waterer per 70 chicks for a maximum of 7 water bowls around the heat source.

Feed: We recommend a high protein 25% - 28% Turkey or Game Bird starter for the first 8 weeks. Switch the birds to a 20%-26% game bird grower feed from 8 - 16 weeks of age, then further reduced to a 16% layer ration thereafter.

Heating: Like Turkeys and Bantam chicks, Pheasants and Guineas require a higher starting brooder temperature. The brooder should be 95°F - 100°F (35°C - 38°C) measured at chick height, away from all heat sources in the coldest area of the brooder that the birds can go. Changes in temperatures must not exceed more than 2°C per day.

Age in Days	Brooder Temperature	Ambient Room Temperature
0-14	36°C-38°C	27°C-29°C
14-21	34°C-29°C	25°C-27°C
21-28	27°C-29°C	25°C-27°C
28+	24°C-26°C	20°C-24°C

Bedding: We recommend large wood shavings which generates less dust and lowers the risk of developing mold. We do not recommend straw or fine wood shavings. It is recommended to spread lime on the clean ground. Ensure the bedding is at least 2 - 4 inches thick, as lack of bedding will cause leg problems.

Pheasants are primarily used for stocking and hunting. They are good foragers, and will clean up waste grain, seed and eat insects as well when available. Guinea Fowl are low maintenance while providing amazing pest control and a natural alarm, to alert others when predators are near.

FREQUENTLY ASKED QUESTIONS

HOW DO I KNOW IF THE TEMPERATURE IS RIGHT?

Always use a thermometer in the brooder! Measure the temperature away from all heat sources, at chick height, in the coldest area the chicks can go. *Start your brooder lamp 18" (45 cm) from the floor and raise it according to your chick's age/comfort. Night time temperature lows could be deceiving you! Have some form of supplementary heating in your brooding facility. Ambient room temperature should be 24°C (75°F).*

Chicks are too cold: Cold chicks may huddle or "bunch" around the heat source or just huddle where they are and may look lethargic. The chicks will be less active or peeping very loudly - they are too cold! These chicks are struggling and are diverting energy that should be used for growth and development to maintain body temperature.

Chicks are too hot: The chicks may be keeping to the outer edge, spreading their wings like a helicopter or panting or a "chirping" distress sound may be heard- they are too hot! Adjust your heat source accordingly.

Chicks are comfortable: Your chicks are spread out evenly, running about eating, drinking and peeping calmly. You have it bang on!

WHY DO MY BIRDS HAVE PASTY REAR ENDS?

TEMPERATURE! Pasty rear end often occurs due to early chilling. It is important to remove the paste daily with a warm wet cloth. If your chicks do not recover within a few days, reassess your environment; it may still be too cold. Also consult your veterinarian as to whether to administer an antibiotic in their water to prevent an opportunistic bacterial infection. If you are growing your birds organically, your temperature control is even more critical.

MY CHICKS WERE FINE AND STARTED DYING AT 4 DAYS OF AGE ALL OVER THE PLACE?

TEMPERATURE! The chicks have most likely starved out. If they were not warm enough on their first nights, they may have spent too much of the time trying to stay warm and not enough time finding food and water. Ensure you are using a reliable thermometer and adjust your temperature.

MY CHICKS ARE DOING GREAT BUT MY TURKEYS ARE DYING. WHY?

TEMPERATURE! Turkeys need higher temperature than chickens. Check that they are eating and drinking and that their crops are full. Always use a thermometer!

MY TURKEYS HAVE GONE DOWN ON THEIR KNEES!

TEMPERATURE! The birds have gotten chilled and with turkeys it affects their joints. Make sure your bedding is both dry and thick. Straw is not recommended for turkeys. Wet bedding can also lead to staph infections. Increase temperature! Contact your veterinarian immediately as an antibiotic is likely appropriate to minimize further losses! Cold summer winds and lack of proper nutrition can cause crippling even at 4 months.

MY BROILERS WERE DOING SO WELL AND NOW I AM FINDING SOME DEAD ON THEIR BACKS.

They are growing too fast. If they are 3 weeks old, you may change their feed to a poultry grower (this only applies to Broilers). Place their feeders further apart. Let them finish it all before adding any more. Heart attacks are identified by the position of the body being found on its back. If you can, reduce the number of hours of light they receive and they will sleep instead of eating! Also check feed and water for excess salt content.

MY BROILERS ARE TURNING BLUE IN THE FACE AND ARE STRUGGLING FOR AIR!

They are showing signs of ascites, characterized by fluid collecting around their heart prior to them having heart failure. There is often muscle congestion and an enlarged heart on postmortem. One or both lungs may be congested and watery. It can be caused by vitamin deficiencies and/or high levels of salt in the water or diet. Prevention would be to following our recommended guidelines (See page 5) to managing Cornish Cross Giants. Cut down on the number of hours of light; be sure they are on grower not starter. Move your feeders further apart to make them get up and move. Be sure they have plenty of space and good ventilation.

WHY ARE MY BIRDS PICKING?

PICKING in poultry, whether young or old, will most often occur if the birds are:

- a)** too hot **b)** too crowded **c)** short of fresh air **d)** lack of protein in their feed **e)** coop is too brightly lit

Once picking starts it is very difficult to stop. Action should be taken promptly when picking is first noticed. Check against the points mentioned above to determine the cause and correct the problem. Darken the coop for birds over 2 weeks of age, add more feeders to eliminate competition, and add water soluble vitamins to the water. If you have switched to your own grains, it may be a nutritional deficiency. Grain lacks several essential vitamins and minerals that is why we recommend feeding a poultry grower supplement or a complete ration. For laying birds, we recommend adding curtains to their nest boxes. If the problem continues, beak treatment may be required. If your birds are eating a lot of snacks from your yard: e.g. grass, grasshoppers, table scraps, they may have a protein deficiency. A warm, dry, ventilated barn with quality feed and fresh water will minimize your risk of a picking problem developing. *HYBRID LAYERS REQUIRE 18% LAYER RATION.* Your birds will suffer burn out after 3 months of lay and will begin to eat their eggs and pick if they have not received appropriate feed. Using Vaseline on the picked on birds wounds will help prevent further injury and allow the area to heal.

WHY ARE MY LAYING HENS EATING THEIR EGGS?

Most egg eating problems are as a result of an inadequate diet. Check their feed. You may also have to darken the coop. *DO NOT* allow your hens to eat the eggs. Pick the eggs 3 times per day or purchase a rollaway nest. Once your hens develop a taste for the eggs, adequate protein will not stop them from this bad habit. Also dim your lights.

WHY ARE MY CHICKENS LAYING 10 EGGS ONE DAY AND 33 THE NEXT?

Are they on 24 hours of light? This confuses their internal clock. Consistent restricted light allowance will result in consistent lay. They could also be short of protein or be too cold. Maintain your coop at 21°C (70°F), check your feed protein and quality and adjust as needed.

WHY ARE MY CHICKENS STILL LAYING SMALL EGGS?

Check your air and feed quality! Did you grow them on controlled light? (See page 5 for lighting schedule). Did they come into lay very early? Feed, air, and light all contribute to egg size. Follow our guidelines for starting chicks and continue to maintain your coop at 21°C (70°F).

MY BIRDS ARE BIG NOW AND I LET THEM OUTSIDE. THEY WERE FINE FOR A WEEK AND NOW THEY ARE LOOKING DROOPY.

TEMPERATURE! Was it a cold windy day? Did they get wet? Keep in mind that warm days can still end up in chilly nights.

MY BIRDS RECEIVED THE COCCIDIOSIS VACCINE BUT I COULDN'T GET ANY UNMEDICATED FEED.

Don't panic – it just means that the cocci vaccine has been destroyed and you must continue to feed the medicated feed as if they had not been vaccinated at all.

SHOULD I VACCINATE MY BIRDS FOR MAREK'S?

Marek's disease affects the nervous system of the infected poultry. It is transmitted by dander and there is no cure. You can potentially lose up to 80% of your birds if infected. Vaccination is recommended for all laying hens.

MEAT BIRDS

CORNISH CROSS GIANTS

THESE ARE THE FASTEST GROWING, MOST EFFICIENT MEAT BIRDS AVAILABLE.

Their large breasts and thighs give them a great finish. This hybrid bird is good to butcher at a range of weights.

For best results butcher the hens at 5 - 6 lbs live weight 6 - 8 weeks.

The roosters can be grown to 8 - 10 lbs live weight in 10 - 12 weeks.

The rooster puts more of his initial growth into his frame so he makes a better roaster.

These birds give excellent results under the right conditions, but are harder to raise than dual-purpose birds or Berg's Grazers.



For best results, use good quality feed! Some feeds have been known to give poor results. Make sure your feed meets the minimum requirements and is pelleted or finely ground!

CORNISH CROSS GIANTS

Unsexed Each:	1-24:\$4.65	25-49:\$3.65	50-99:\$3.50	100+:\$3.40
Pullets /Cornish Game Hen Each:	1-24:\$5.25	25-49:\$4.25	50-99:\$4.10	100+:\$4.00
Cockerels Each:	1-24:\$4.95	25-49:\$3.95	50-99:\$3.80	100+:\$3.70

BERG'S GRAZER

EXCELLENT ALTERNATIVE TO THE COMMERCIAL CORNISH GIANT!

A hardy slower growing meat bird. Ideal for the backyard flock. These dynamic birds produce fine quality meat.

This is a rustic breed compared to highly selected Cornish Giants, with yellowish skin and tasty meat. Beautiful reddish brown feathering with black highlights on tail and excellent strong legs!

You are going to be amazed at how hardy and resistant to disease these birds will prove to be!

5.5 lbs live weight at 9 weeks.



**PROUDLY
CANADIAN
SOURCED!!**

BERG'S GRAZER

Unsexed only	1-24:\$6.45	25-49:\$5.45	50-99:\$5.30	100+:\$5.20
--------------	-------------	--------------	--------------	-------------

Additional charges may apply if a confirmed order is changed or cancelled

HYBRID LAYERS

BERG'S BROWN

AN EXCELLENT LAYER AND A FRIENDLY BIRD!

These hybrid brown egg layers are easy to raise and they are prolific producers of large, rich brown colored eggs of superior shell quality.

They are quiet, friendly and easily trained to lay in their nests. They tend to settle for an early-in-the-day lay, so 80% of your picking will be done by lunch time! They are also very clean in their nests so nesting material lasts!

Good ventilation, dry bedding, good laying ration (18%) and controlled lighting are a MUST for peak performance!



BERG'S BROWN

Price per chick:

Unsexed:	Each	1-24: \$4.81	25-49: \$3.81	50-99: \$3.66	100+: \$3.56
Pullets:	Each	1-24: \$6.04	25-49: \$5.04	50-99: \$4.89	100+: \$4.79
Cockerels:	Each	1-24: \$3.69	25-49: \$2.69	50-99: \$2.54	100+: \$2.44

Growing your own layers?

We strongly recommend you have your layer chicks vaccinated against Marek's Disease.



BERG'S WHITE LEGHORN

White Leghorns are ideal for the production of large, high quality, white eggs.

These pullets are early maturing and are noted for their lack of broodiness.

They are also bred for their disease resistance, excellent feed conversion, and are noted for their adaptability to most conditions.

We highly recommend our White Leghorns for any size of flock.

BERG'S WHITE LEGHORN

Price per chick:

Unsexed:	Each	1-24: \$4.10	25-49: \$3.10	50-99: \$2.95	100+: \$2.85
Pullets:	Each	1-24: \$5.79	25-49: \$4.79	50-99: \$4.64	100+: \$4.54
Cockerels:	Each	1-24: \$2.52	25-49: \$1.52	50-99: \$1.37	100+: \$1.27

WARNING!

Poor feed quality for hybrids may result in cannibalism and/or egg eating.
Hybrids require 18% protein

DUAL PURPOSE BROWN EGG LAYERS

These dual purpose brown egg layers “are a prime” blend of tradition with modern expectation and perfect for the backyard flock with their unbeatable combination of excellent egg production and robust delicious meat. Dual Purpose Birds have a traditional meat flavour and texture. Butcher at 16 - 18 weeks for best results!

The Barred Plymouth Rocks, Columbian Rocks, and Rhode Island Reds are top quality and sexable!



BARRED PLYMOUTH ROCK

The Barred Plymouth Rock is one of the oldest pure breeds. These are tasty, fat free birds, expected to produce up to 300 eggs yearly. They are easy to raise and winter hardy.

Note: Barred Rocks are the hardest to sex.
Chicks are black with a white spot on the head.



COLUMBIAN ROCK

These remain the heaviest of our dual purpose birds. They are a good choice for an all around bird with their sweet happy-go-lucky personality. Very good meat birds, lean, tasty and hardy. Keep a few over the winter for a fresh supply of eggs.

Chicks are yellow.



RHODE ISLAND RED

These birds are hardy all around; producing rich dark brown eggs and tasty lean meat. A beautiful reddish-brown feathered bird that are docile and winter hardy with good egg production.

Chicks are deep orange.

	BARRED PLYMOUTH ROCK	COLUMBIAN ROCK	RHODE ISLAND RED
	Price per chick, per sex, per breed:		
Unsexed:	Each 1-24:\$5.87	25-49:\$4.87	50-99:\$4.72 100+:\$4.62
Pullet:	Each 1-24:\$7.44	25-49:\$6.44	50-99:\$6.29 100+:\$6.19
Cockerels:	Each 1-24:\$4.41	25-49:\$3.41	50-99:\$3.26 100+:\$3.16

Keeping birds for breeding?
Allow one rooster for 8-10 hens.
Have enough birds to keep your hen house warm in winter.

RED SUSSEX CROSS

This cross produces a predominantly white rooster which is easier for plucking. An excellent balance between good meat and quality eggs. These birds are very easy to handle and raise as a flock.

Pullet chicks are red, while the cockerels are yellow.



BLACK SEX-SAL-LINK (RED ROCK CROSS)

This traditional cross is a fine balance between high quality egg and meat production. Roosters resemble a Barred Plymouth Rock in size by weighing in at 6.5 lbs, while the trim black hen with reddish chest weighs in at 5.5 lbs.

Pullet chicks are solid black, while the rooster has a white spot on its head (same appearance as a Barred Plymouth Rock).

ON SEXED ORDERS WE GUARANTEE 85% ACCURACY



	RED SUSSEX	BLACK SEX-SAL-LINK (RED ROCK CROSS)
	Price per chick, per sex, per breed:	
Unsexed:	Each 1-24:\$5.11	25-49:\$4.11 50-99:\$3.96 100+:\$3.86
Pullets:	Each 1-24:\$6.44	25-49:\$5.44 50-99:\$5.29 100+:\$5.19
Cockerels:	Each 1-24:\$3.90	25-49:\$2.90 50-99:\$2.75 100+:\$2.65

**DUAL PURPOSE PACKAGES MINIMUM 25.
THESE WILL BE AN ASSORTMENT CONSISTING OF ONE OR MORE BREEDS
WHICH HAVE NOT BEEN SOLD AS SPECIFIC BREED.**

HATCHERY SELECTION FOR DISCOUNTED PRICE

Unsexed :	Each 25-49:\$3.71	50-99:\$3.56	100+:\$3.46
Pullets :	Each 25-49:\$5.04	50-99:\$4.89	100+:\$4.79
Cockerels:	Each 25-49:\$2.50	50-99:\$2.35	100+:\$2.25

Additional charges may apply if a confirmed order is changed or cancelled

HERITAGE BREEDS - STANDARD

These breeds have been selected for their uniformity, rate of lay, docile temperament and utilization as a good lean meat alternative! They are highly desirable for their longevity and hardiness despite our harsh weather extremes.

Minimum orders, for warmth, are 25 Chicks.

ALL HERITAGE BREEDS ARE SOLD AS UNSEXED ONLY

Did you know that a rooster will breed up to 40 times daily? For happy hens keep your roosters to a ratio of 1:8 - 10 hens.




AMERAU CANAS

This American version of the Ameraucana has tail feathers unlike their rump-less ancestors. Not as big as our other breeds, it is a fine layer of quality large blue-green eggs. Their delightful beards and multicolours have kept it our most popular heritage breed for many years.




BIELEFELDER

A relatively newer breed, the Bielefelder was first developed in the 1970's in Bielefeld, Germany by Gerd Roth. Known as a "gentle giant" this breed is winter hardy, calm with a friendly personality, and produces large brown eggs.



BLACK AUSTRALORP

The Australian equivalent of the Orpington, they are winter hardy, docile and quiet birds. A heavy layer of light brown eggs, they have beautiful black feathering with a greenish-purple sheen and appealing round bodies with an upright 5 point comb. Excellent dual purpose bird.



BLUE ANDALUSIANS

Originally from Spain, they are smallish, active, closely feathered birds that tend to be noisy and rarely go broody. Ideally, the plumage should be slate blue with delicate black lacing, but in lots of birds the blue can be various hues and the lacing can be lost. They tolerate heat better than the cold, but need shade to retreat to when it becomes too hot or humid.



BUFF ORPINGTON

Brought to North America in the late 1800's. They have broad, smooth fitting feathers on their massive bodies. They are winter hardy birds with excellent temperament, good layers of quality large brown eggs and beautiful pale meat. A top class dual purpose bird.

Additional charges may apply if a confirmed order is changed or cancelled

HERITAGE BREEDS - STANDARD



COPPER MARANS

One of the six recognized Maran breeds in 1932. In post-war France the breed was nearly non-existent. They are calm, great foragers and fantastic egg layers with the darkest colored eggs. Hens tend to go broody and are usually attentive and protective mothers.



CUCKOO MARANS


Marans were developed in France in the town of Marans during the mid 1800's. This beautiful dual purpose bird is known for its deep chocolate brown eggs. The Cuckoo Marans have a black and white feather colour pattern similar to the Barred Plymouth Rock. Marans are typically calm and friendly, good foragers and can be easy to train.

NOTE: Maran eggs, often called "Chocolate eggs", range in color from lighter shades of brown to extremely dark brown, some may even present with speckles while others may be more uniform in coloring. The specific color and intensity of brown varies among individual hens due to the parent bird and individual genetic variation.



GOLDEN LACED WYANDOTTE

Created in Wisconsin in the 1880's for people wanting a great utility bird. These birds have a strong personality and will not like being picked up or cuddled, but they tend to be docile with their keeper. They are great layers of medium-size, light brown eggs. Very cold hardy with dense feathering and stunning plumage. They have a tendency to be broody.



LAVENDER ORPINGTON

Orpingtons were originally developed in England in the 1880's; however, the lavender version was bred in 1990's. Known to be curious, docile, and intelligent, these birds have a large yet compact body with beautiful lilac-colored plumage. A good egg layer; can be broody and will sit on any egg!

HERITAGE BREEDS - BANTAM

All bantams are very sensitive to temperature - especially for the first 2 weeks. Their tiny bodies cannot hold the body heat like a Cornish Cross Giant, and 95°F/35°C is required for starting these breeds.

TLC must be provided and constant monitoring for the first 48 hours.

We recommend **Turkey starter** for the first 8 weeks.

SOLD AS UNSEXED ONLY



WHITE SILKIES

These unusual birds are known for their black skin and hair-like plumage. Having a fifth toe is also an unusual trait. These birds date back to the days of Marco Polo and have remained popular as an excellent setter and for their friendly nature. The whites are the quietest of the Silkies.



GOLDEN LACED COCHIN

Originally known as "Pekin" bantams these delightful birds arrived from China with returning soldiers around 1860. Cochins are heavily feathered down the shanks and toes and appear to be much larger than they actually are. They are very gentle, excellent setters, require little space and are absolutely beautiful. Each feather is rich golden-laced with lustrous greenish-black creating a broad oval with a golden center.

HERITAGE BREEDS PACKAGES

SOLD UNSEXED ONLY

We will do our best to give you a good selection of breeds in your packages, but we cannot guarantee that you will get all the breeds or guarantee show quality. Given the chance, these unique breeds will not only all set, but will be with you for many years. We are unfortunately unable to sex these birds so we cannot be responsible for the rooster to hen ratio. The more you order of a breed the better the chance of balanced numbers. Our vaccinated purebred parent stock produces excellent quality, lively chicks and you can be sure that your chicks are strong and healthy!

This stock has variable breed uniformity, therefore not considered show quality.

HOW TO ORDER

YOUR CHOICE: * Price per chick per breed.

You may order: Ameraucana; Bielefelder; Black Australorp; Blue Andalusian; Buff Orpington; Copper Maran; Cuckoo Maran; Golden Laced Wyandotte; Lavender Orpington; Golden Laced Cochin Bantam; White Silkie Bantam

1-5:\$17.32 each 6-14:\$11.67 each 15-24:\$10.17 each 25+:\$9.17 each

PACKAGES: Hatchery selection of one or more breeds of birds **not** booked for specific breed orders.

We make every effort to provide you with a mix of breeds available on your shipment date.

You may **not** choose the breeds with this package option. Minimum 10 for a package.

There are **2 different packages; STANDARD** (Standard) or **ALL BREED** (Standard + Bantam)

10-24:\$9.17 each 25+:\$8.42 each (no guarantee of no. of breeds/varieties)

FOR SHIPPING PURPOSES, ORDER MUST COME TO MINIMUM 25 BIRDS

SERVICES

Marek's Vaccine (M): Available for **Standard** chicken breeds only \$23.00 Min. add 23¢ per bird over 100

Beak Treatment (BT): Available for **Standard** chicken breeds only \$26.00 Min. add 26¢ per bird over 100

Coccidiosis Vaccine (C): Available for **Standard** chicken and turkey breeds only \$23.00 Min. add 23¢ per bird over 100

Shipping: \$44.00 Min. Add 44¢ per bird over 100 Shipping by **Air:** actual cost of flight plus +**\$25.00 handling**

Additional charges may apply if a confirmed order is changed or cancelled

CHINESE RINGNECK PHEASANTS



The most loved of the meat pheasants in this part of the world, they continue their popularity due to their good taste and fine looks. Pheasants should be butchered at 22 weeks and will weigh 1.5 - 2.5lbs live. Shipped on select hatch days at a minimum of 30 pheasant chicks.

SOLD UNSEXED ONLY

Price per chick:

30-59: \$6.87 60-89: \$6.67 90+: \$6.47

30 pheasants: \$206.10 plus shipping, call or visit our website for 2025 hatch dates

GUINEA FOWL



These unique birds are highly social, very vocal and tend to be low maintenance while providing excellent pest control. Highly alert, they will sound the alarm in case of predators. Guineas can lay up to 100 eggs in a season with thicker shells and nearly 3 times the protein level of a chicken egg of the same size! KEETS are guinea fowl that are younger than 12 weeks.

SOLD UNSEXED ONLY

Price per keet

30-59: \$6.87 60-89: \$6.67 90+: \$6.47

30 Keets: \$206.10 plus shipping, call or visit our website for 2025 hatch dates

HATCHING EGGS

For those of you that would like the joy of seeing new life as it emerges, we can supply a few types of hatching eggs. We can ship fresh eggs to you **by mail**, but they **must be with an order of chicks**.

While we will ensure that we ship eggs with high fertility, due to the nature of hatching eggs, **we cannot be responsible for how they hatch.**

CHICKEN EGGS: Cornish Cross, Berg's White Leghorn, Berg's Brown, Rhode Island Red Black Sex-Sal-Link (Red Rock Cross) or Red Sussex Cross **\$32.86/dozen**

TURKEY EGGS: White Turkey **\$62.64/dozen** Bronze Turkey **\$87.48/dozen**

Only breeds that are listed here are available for hatching eggs.

SHIPPED WITH CHICKS ONLY - Additional freight charges of \$10.60/dozen apply.

READY TO LAY PULLETS

BERG'S WHITE LEGHORNS & BERG'S BROWN LAYERS

Our Ready-to-Lays are grown from day old chicks in controlled, sanitary conditions with a complete vaccination program and beak treatment. Most of the pullets are floor raised for easy adaptation to the small flock setting; i.e. resistance to Coccidiosis and pile ups. Birds must be **picked up** as we are not able to ship grown birds. Numbers are limited so please call and book your order as early as January for a May pickup date. Full balance is due at booking. Pickup location in Steinbach or Russell.

Not available through any agents.

Berg's Brown Layers	Price per bird	1-9	\$27.03	10-24	\$24.91	25-99	\$22.05	100 +	\$19.40
Berg's White Leghorn layers	Price per bird	1-9	\$25.97	10-24	\$23.85	25-99	\$20.99	100 +	\$18.34

Additional charges may apply if a confirmed order is changed or cancelled

TURKEYS



WHITE TURKEY

The White Turkey is the top grower in big hearty birds!

Selective breeding has allowed for an enhanced focus on breast meat yield. A tom at 20 weeks should weigh over 40 lbs, while the hen will weigh 18 lbs in 16 weeks. Their white feathers make them very easy to clean.

ORLOPP BRONZE TURKEY

You are going to be impressed with the growth rate!

The Orlopp Bronze is a broad-breasted turkey with excellent conformation and high meat quality due to its natural fat layering. Underneath its beautiful bronze feathers is an efficient, robust turkey that grows faster and bigger than the Bronze of the past. Hens may grow up to 23 lbs in 20 weeks, toms will grow up to 40 lbs in 20 weeks.



ARTISAN GOLD

With its unique and uncommon characteristics, the Artisan Gold is a standout on any farm or dinner table.

The Artisan Gold is a rare breed that is small in size and slow growing. It has black feathers, unique coloring in the face and feet, long black legs, and a pronounced beak. The Artisan Gold thrives in a free-range or custom environment where it can express natural tendencies such as roaming and roosting. The Artisan Gold offers a robust, gamey taste that is exotically different from traditional turkeys currently in the market.

Call or visit our website for 2025 hatch dates.



MINI CLASSIC

The MiniCLASSIC is a small sized turkey that offers big advantages.

Small, stocky, and robust, the MiniCLASSIC has been carefully bred to deliver all of the desirable characteristics that turkeys have historically been appreciated for. The MiniCLASSIC thrives in specialized or free-range operations, and is the perfect complement to any farm. As a smaller choice, consumers will embrace the MiniCLASSIC for its convenient-to-cook size that delivers a high quality, succulent taste with appealing table presentation that is perfect for the most prestigious family celebrations.

Call or visit our website for 2025 hatch dates.



TURKEYS SOLD AS MIXED SEX ONLY

NOTE: We cannot guarantee orders of less than 10 turkeys. 10 turkeys can be shipped with chicks to make a minimum of 25 total in the same box or 20 turkeys shipped on their own.

White Turkey

Each: 1-9:\$13.01 10-24:\$10.01 25-49:\$9.51 50-99:\$9.26 100+:\$9.06

Orlopp Bronze Turkey

Each: 1-9:\$17.50 10-24:\$14.50 25-49:\$14.00 50-99:\$13.75 100+:\$13.55

Mini Classic

Each: 1-9:\$14.08 10-24:\$11.08 25-49:\$10.58 50-99:\$10.33 100+:\$10.13

Artisan Gold

Each: 1-9:\$18.17 10-24:\$15.17 25-49:\$14.67 50-99:\$14.42 100+:\$14.22

Additional charges may apply if a confirmed order is changed or cancelled

INCUBATORS - SEVEN OAKS MANUFACTURING

HOVA-BATOR INCUBATORS - All of the Hova-bator incubators have a styrofoam construction, an easy to maintain plastic liner with water channels for humidifying, and a turbo fan that circulates air and eliminates any hot and cold spots. Without a turner each model holds up to 50 duck/chicken eggs, 40 turkey, 90 pheasant or 130 quail eggs. Includes a thermometer for temperature monitoring. Highly reliable for an economical incubator, with a proven track record.
 Losing one set of eggs would more than offset the cost of buying cheaper similar incubators.

(WHILE SUPPLIES LAST)

CIRCULATED AIR

12v DC power supply operates on 100-240AC. This model has two small windows and a wafer thermostat.
 (2365) **\$172.80**



PICTURE WINDOW

Large triple plated plastic full window for easy classroom viewing. (110V) Controlled with a wafer thermostat.
 (1583) **\$198.40**



ELECTRONIC THERMOSTAT LCD DISPLAY

Simply plug it in, add water and eggs!

It is pre-set for bird eggs, so there is no adjustment to make, and you enjoy consistently great hatches! The LCD will display set temperature, actual temperature and humidity % in both Fahrenheit and Celsius. Includes picture window and 12V DC power supply that operates on 100-240AC.
 (1588) **\$263.00**



AUTOMATIC EGG TURNERS FOR HOVA-BATOR INCUBATOR

For best results, eggs need to be turned at least 3-4 times/day. The addition of an automatic turner makes this task less demanding. The turner holds up to 6 interchangeable racks. The universal racks will hold 41 eggs ranging in size from partridge to duck. Quail racks hold 120 eggs.
 All turners fit in all Hova-bator models.

Turner with Universal & Quail racks	(1610)	\$93.80
Turner with Universal racks	(1611)	\$71.50
Turner with 3 Large Egg racks (12 eggs)	(1614)	\$82.30
Universal racks only	(1696)	\$24.50
Quail racks only	(1686)	\$26.00

REPLACEMENT PARTS:



Bottom with Liner (1766) **\$40.40**
Plastic Liner Only (1765) **\$16.30**



Turbo Fan Complete (2364) **\$65.10**



Heater/Fan for 1588 (1749) **\$77.90**



12 volt adaptor for electronic Hova-bator (1735) **\$51.30**



Temperature Adjustment Screw (3161) **\$2.60**
Thermostat Microswitch (3006) **\$18.40**
Thermostat Wafer (3007) **\$19.90**
Thermostat Switch Complete (3122) **\$45.10**



Turner Motor with Cord (1655) **\$48.80**



Power Failure Alarm (8380) **\$40.30**



Plastic Thermometer for Hova-bator (1825) **\$10.00**



Plastic Grid Floor (1649) **\$13.50**



Electronic Thermostat (3255) **\$171.70**



Heating Element (1645) **\$46.20**



LCD Thermostat for 1588 (1781) **\$123.10**



Indicator Light (3017) **\$10.80**

INCUBATORS - SEVEN OAKS MANUFACTURING

FOR THE SERIOUS ENTHUSIAST!

The *Sportsman Incubators* are the economical answer. These large capacity incubators provide forced air circulation, dual thermostats for backup, automatic turning every 2 hours, and an easy to read dial thermometer/hygrometer.

This incubator offers an accurate digital thermostat with LCD display of temperature and humidity. This incubator has 3 egg "setting" trays that turn and one "hatching" tray that does not. This permits a rotational setting of 1 tray of chicken eggs per week while hatching one tray per week. Each tray holds 400 quail, 135 chukar or pheasant, 70 large chicken or 47 goose eggs. (1502E) **\$1,577.60**




WITH ELECTRONIC CONTROL

THE SPORTSMAN HATCHER:

Designed to allow for the best hatching conditions. Unlike setting incubators, hatchers usually operate at slightly different temperature and humidity settings to obtain optimum hatch. It can be used to set eggs, but each egg will have to be turned by hand. For small chicks such as quail, each hatching tray comes with a tray cover except for the bottom drawer. An on board computer monitors systems and the environment every second to keep itself updated and to share this data with you. An added advantage is that if you are incubating different species together, the higher humidity required for hatching is easier to manage without affecting other incubated eggs. You may also hatch more eggs at one time. With electronic control. (1550E) **\$1,480.90**



REPLACEMENT PARTS FOR THE SPORTSMAN		
Turner Motor	(3022)	\$121.70
Electronic Thermostat	(SPA3)	\$171.70
Dial Thermometer/Hygrometer	(SPA4)	\$ 50.00
Heating Element (complete)	(SPA5)	\$ 39.40
Turner Timer & Switch	(SPA6)	\$ 58.20
Fan Motor	(SPA8)	\$145.60
Wicks (set of 2 for dial hygrometer)	(SPA9)	\$ 4.80
Toggle Switch	(SPA10)	\$ 17.80
Fan Blade only (prior 2007)	(SPA11)	\$ 17.95
Auto Turner Complete	(SPA12)	\$310.00
Power Failure Alarm	(SPA14)	\$ 40.30
Heating element alone	(SPA15)	\$ 15.00
Digital Hygrometer/thermometer	(3520)	\$ 43.50
*Spare parts Kit: Includes Thermostat switch (complete) and Turner Timer & Switch Mechanism.	(SP13)	\$ 106.50



SPORTSMAN PLASTIC EGG RACKS
(sold as a full set)

- Extra large chicken 162 egg capacity (SAC3) **\$106.00**
- Universal 270 egg capacity (SAC4) **\$124.30**
- Quail 540 egg capacity (SAC5) **\$102.50**
- Pheasant 354 egg capacity (SAC6) **\$100.10**



Automatic Humidity For Sportsman:
Consists of 5 Gal. Reserve tank, connecting hose, with quick disconnect coupling and constant level humidity pan with 2 humidity pads, for increased humidity at time of hatch. For all GQF Cabinet Incubators. (SAC2) **\$96.10**

It is important to know what year your sportsman was built before ordering parts. Some parts were changed in 2008 & 2013

BROODER SUPPLIES



BROODER THERMOMETER:
(Hanging) is an essential part of your temperature control. Wide red indicator with suggested temperature markings by week. (BR01) **\$12.00**

Never guess the temperature. A thermometer is essential!



BROODER GUARD
(1835)...**\$19.30** Each (35" long & 18" high)
(1235)...**\$15.60** Each (35" long & 12" high)
Gives chicks and poults room to exercise but confines them to brooding area. Stops drafts, crowding and piling. Confined area is easily enlarged.



INFRA RED HEAT BULB
2 per pack, 250 watt-110 volt Multi purpose heat bulb. (BR08) **\$27.50**

BROODER SUPPLIES - SEVEN OAKS MANUFACTURING

4 LAMP BROODERS:

Supplies enough heat for 325 chicks or 250 poults. Two stage thermostatic control turns heat bulbs on/off in stages to give even heat at chick level. Has porcelain socket, cord plug and reflector guard. *Bulbs sold separately.*

Kuhl (BR13) \$245.90



Brower (BR07) \$251.50
(while supplies last)



SINGLE LAMP BROODER:

This infrared electric brooder will supply enough heat for 80 chicks or 50 poults. Has porcelain socket, safety cord, and baked enamel reflector guard.

Bulb not included. (BR05) **\$42.10**

SINGLE LAMP BROODER WITH HIGH/LOW/OFF SWITCH:

Bulb not included. (BR06) **\$54.90**



GAS BROODER:

(Natural Gas or Propane)
Thermostatically controlled fuel efficient gas brooder heats up to 1000 chicks. The pilot is draft resistant and the gas valve has an automatic safety shut-off.

(BR04) **\$645.50**



Products may not look exactly as shown

CHICK AND QUAIL BROODER:

An electric brooder for baby poultry or quail. Capacity: 125 day-old chicks and up to 50 four-week olds. Quail capacity - 100 to fourth week. Use in any building where temperature does not fall below 60°F. Sliding poly mesh door panels on front and one side. Includes 3 liter poly bottle drinker and 580 cubic inch capacity feeder. Both feeder and drinker fill from outside. Drinker trough is self-cleaning. 1/2" PVC coated wire floor. Dropping pan easily removed for cleaning. Thermostatic control, 500 watts. Overall size-32"W x 38"L x 12"H. 110V ac only.

QGF Brooder (BR18) \$510.90



WATERERS - SEVEN OAKS MANUFACTURING

PLASTIC CHICK WATERERS: These easy to clean, durable waterers are perfect for starting chicks.



4L / 1 GAL FOUNT

Wide Base - up to 60 chicks,
Easy nesting storage
JAR (WS10) \$4.60
WIDE BASE (WS11) \$5.40



4L / 1 GAL FOUNT

Screw on - up to 50 chicks
JAR (WS06) \$5.10
BASE (WS07) \$5.10
QUAIL BASE (WS08) \$7.00



1L FOUNT

Up to 15 chicks
JAR (WS02) \$2.90
WIDE BASE (WS03) \$2.80
QUAIL BASE (WS04) \$2.80




POP BOTTLE WATERER

"Through the cage" watering uses a pop bottle. Includes spring to hold the bottle to the cage.
POP BOTTLE (WS12) \$3.60



POULTRY NIPPLES

(4/pack) Simply screw these into the base of a bucket and you have an easy-to-use and inexpensive hanging waterer. (PPWN-4) **\$11.30**



AUTOMATIC WATERING BOWLS: Work with high pressure or gravity system. The bowl is durable hard plastic. The standard brass valve makes the bowls interchangeable. Attach to a standard 1/2" pipe. Parts are also available.

Choose from these 3 bowl sizes:

- A. King Size Fount (1.5 Quart Bowl) (WA01) **\$65.80**
- B. Poultry Fount (WA02) **\$62.40**
- C. Baby Chick Fount (Shallow Bowl) (WA03) **\$54.50**



POULTRY DRINKING CUPS (USED)

Different styles.
(4085) **\$4.00** each



FLOATING DE-ICER:

Keeps waterers ice free even in extreme cold. Thermostatically controlled to cut out at 15°F.
1500 W (WP03) ~~\$70.00~~ \$50.55
(while supplies last)



PRESSURE REDUCER:

0-10 lbs.
(WP01)...**\$102.20**



SUBMERSIBLE DE-ICER:

Safe in plastic, good for pails and founts. Thermostatically controlled
250W (WP04) \$107.00
500W (WP05) \$114.70



ELECTRIC FOUNT BASE HEATER:

Set your waterer on this base to eliminate frozen water problems. Thermostatically controlled to keep your water at 50°F. This low power heater is not recommended for outside use in extreme cold, or use with plastic.
(WP02) **\$117.00**



Bracket Mounts:

Wall Mount (2500-BKT) **\$31.70**
Free Standing (2500-stand) **\$38.10**

WATERERS - SEVEN OAKS MANUFACTURING

LARGE CAPACITY GALVANIZED WATERERS:

These well constructed founts ensure a clean steady supply of water to your birds, while reducing the number of refills. Suitable for chicks as well as mature birds.

- 2 Gallon (Up to 20 mature birds) (WB05) \$41.70
- 3 Gallon (Up to 45 mature birds) (WB06) \$55.20
- 5 Gallon (Up to 75 mature birds) (WB07) \$64.60
- 8 Gallon (Up to 100 mature birds) (WB08) \$80.70



- 3 Gallon (Up to 45 mature birds) (WB13) \$67.20
- 5 Gallon (Up to 100 mature birds) (WB14) \$76.50
- 7 Gallon (Up to 100 mature birds) (WB10) \$89.10



3.5 Gallon pail -
up to 50 mature birds
(WB01) \$9.40

Bases - for above
(WB03) \$30.00

Replacement Parts
for plastic waterers
Handle: \$12.85
Seal: \$8.30
Black cap: \$3.60



BELL WATERERS: (Plasson) AUTOMATIC HANGING WATERERS:

This low pressure automatic hanging waterer provides continuous fresh water for up to about 100 birds, and helps keep the litter dry. Easily adjust the height as your birds grow. Several can be used in a house with a single low pressure line, requiring only one pressure reducer, or this waterer can be hooked up to a gravity flow system without a reducer.

- Chicken (as shown) (WA09) \$153.00
- Turkey (not shown) (WA29) \$183.00



BELL WATERERS PARTS

Have your parts reference ready when you order

Clip CFD-4105-2		Water Level Adjuster CFD-4111	
\$2.50		Lock Nut CFD-4112	\$4.40
Cord Adjuster CFD-4106-1		Mechanism Spring CFD-4113	\$2.50
\$1.40		Valve Assembly Complete CFD-4124	\$2.60
Union 1/4" CFD-4104		Saddle Connector with On/Off Switch RCT-94M	\$12.10
\$3.30		Mechanism Cap CFD-4107	\$9.30
Mechanism Cap CFD-4107		O-Ring CFD-4108	\$3.50
\$9.30		Filter Element CFD-4109	\$3.60
O-Ring CFD-4108		Mechanism Pipe CFD-4110	\$13.30
Filter Element CFD-4109		Complete Mechanism CFD-4123	\$57.60
Mechanism Pipe CFD-4110		Bottle Hanger CFD-4121	\$12.70

FEEDERS- SEVEN OAKS MANUFACTURING

TROUGH FEEDERS:



Galvanized Feeders
48" (FE48) \$41.20
36" (FE04) \$38.80



Anti Roost Reel
24" (FE02) \$11.20



Slide Top Galvanized Feeders
24" (FE14) \$10.40
18" (SO-18-S) \$8.30
12" (FE03) \$6.60


Flip Top Plastic Feeder

20" (FE15) \$8.90



Plastic Chick Feeder Tray

The ideal way to start day old chicks; use for up to 7 days
(FE05) \$5.30



Galvanized Feed Scoop

Durable large capacity scoop
(FE06) \$25.40



Round Galvanized Chick Feeder (FE08) \$4.70

Round Plastic Chick Feeder (806) \$6.20

Jar (WS02) \$2.90



HANGING FEEDERS

These feeders are designed for easy feed flow while eliminating feed wastage by the birds. Three adjustable feed depths allow for the depth of the feed to be decreased as the chicks get older. The 16lb. feed tube is good for 30-40 birds. The 30lb. feed tube is good for 40-60 birds.

30lb Feed Tube and Pan (FE09) \$55.70

16lb Feed Tube and Pan (FE13) \$37.40



GALVANIZED HANGING FEEDERS

These feeders are designed for easy flow adjustment. Each barrel is taper-assembled and doubleseam sealed to nest for shipping or storing. The heavy dieformed pan has a rolled feedsaver lip. Plastic covers are available. A feed cover is an excellent preventative of feed contamination.

50lb Galvanized feeder (FE50) \$60.50
(40 Hens, 50 Broilers or 40 Turkeys)

30lb Galvanized feeder (FE30) \$52.40
(35 Hens, 45 Broilers or 35 Turkeys.)



EGG LAYING SUPPLIES - SEVEN OAKS MANUFACTURING



EGG WASH DETERGENT - Non-Foaming

Specially formulated to clean and sanitize with fast drying action in the turbo egg washer. A heaping tablespoon will clean up to 3 full baskets.

- 500g** (EG01) **\$9.90**
- 5kg** (EG02) **\$46.90**
- 10kg** (EG03) **\$82.60**
- 20kg bag** (EG11) **\$115.20**



KLEEN EGG TURBO AIR-WASH:

The solution to cleaning large quantities of eggs. Plug in, add egg detergent to the water and attach to your air compressor. The heating element heats the water. Gather the eggs into the basket and place it directly into the washer. The air keeps the water in motion and leaves you with clean eggs in 3-5 minutes. Complete with one egg basket.

- (EG07) **\$557.35**
- Additional basket** (EG08) **\$45.10**



COOL LIGHT EGG CANDLER:

An egg candler is indispensable for detecting blood spots, freshness (by the size of the air cell), and the presence of an embryo in hatching eggs during incubation. Small and light weight with a 5 foot cord allowing you to candle incubating eggs with out risking breakage.

NOTE: Brown eggs do not candle well.

- (9046) **\$28.10**

ROLL-A-WAY NEST:

The eggs just roll beneath a covered part of the sturdy wire baskets keeping your eggs clean and safe! No straw or shavings required after training period! The roost bar can be raised at night to close the nest to keep it clean. The nest holes are designed for leghorns as well as larger breeds. Allow one nest hole for every 5 hens. We do not recommend roll-a-way nests to be used in combination with conventional nest boxes in one coop.

Some assembly is required. Sold unpainted.

- WOOD 10 HOLE ROLL-A-WAY:** Good for up to 50 hens. (EG15) **\$475.80**
- WOOD 4 HOLE ROLL-A-WAY:** For up to 20 hens. (EG16) **\$237.90**
- METAL 10 HOLE ROLL-A-WAY:** Not shown. (MRF-10-RAW) **\$740.60**



EGG SCALE:

This easy to use scale lets you grade eggs by weight. Adjustable screw stop allows grading out one size at a time.

- (CES) **\$69.80**



EGG CARTONS:

One dozen pulp, 250 per bundle.

- (EGP-12A) **\$126.20**



FIBER EGG FLATS:

30 eggs per flat, 140 per bundle.

- (EG13) **\$42.20**



15 DOZEN EGG BOXES:

Plain, no print.

- (EG14) **\$2.50** each



EGG SANDER:

Padded holder is gentle on eggs.

- (EG09) **\$8.40**

EGG BRUSH REFILLS:

- (EG10) **\$4.40**

6 HOLE PLASTIC NEST:

The lids, front and back partitions and perches are plastic and therefore greatly reduce the risk of bugs and make the entire nest very easy to keep clean. Highly durable and well ventilated.

36" wide and has galvanized sides and brackets.

- (P-6HN) **\$370.90**




POULTRY PROCESSING - SEVEN OAKS MANUFACTURING

FEATHERMAN PRO PLUCKER

1 hp motor, 15:1 speed reducer for more power, tub and housing constructed of high density UV resistant food grade molded plastic, knee high waterproof switch, ultra soft plucking fingers. Capacity of 3 to 50 pounds of birds, optimum 30 pounds. Made in USA.

Tub diameter: 22 inches, height: 33 inches, footprint: 25 x 28 inches, weight: 125 lbs.

Chicken Plucker: (PRO-P) **\$3,680.30**
 Turkey Plucker: (PRO-T) **\$4,619.80**



FEATHERMAN SCALDER

16 gauge stainless steel, 100,000 BTU propane burner, temperature control within a five degree range, 40 gallon water capacity, sized to scald four birds at a time. Made in USA

Scalder: (PRO-S) **\$3,587.40**
 Dunker/Shackle (not shown) (PRO-DS) **\$919.20**

\$50 DISCOUNT ON SCALDER/PLUCKER COMBO



CHAMPION POULTRY CRATES (CRATES-WQ)

1-5 pieces: **\$80.60** Each
 6 or more crates: **\$72.50** Each

Rugged, stackable, and will stand up to years of use!

Holds Approximately 20 Leghorns, 10-12 Broilers

Dimensions: 38"x22.5"x10"



PLUCKER KIT

This kit has all the hardware you need; just add a cabinet and a motor. Includes 7" diameter steel drum, 28 plucker fingers, shaft and bearings, 2 pulleys, and V-belt.

Plucker Kit: (MI30) **\$297.50**
 Plucker Motor only: (PP-M) **\$239.90**
 Purchase New Motor with a Plucker Kit: **\$224.90**

PLUCKING FINGERS
 3" OR 5" Medium (MI32/34) **\$2.40** Each



LUNG REMOVERS :
 Turkey (T-LUNG) **\$95.20**
 Chicken (M-LUNG) **\$87.50**



FEATHER OFF:
 Specially formulated to ease feather removal. Will do up to 200 birds. 340g (MI40) **\$7.40**



KILLING CONES
 Helps avoid bruising the birds. Less mess.
CHICKEN SIZE: (MI26) **\$39.80**
TURKEY SIZE: (MI27) **\$67.70**



KILLING KNIFE
 (MI29) **\$42.80**



CHICKEN LEG CATCHER
 (MI28) **\$19.10**



MISCELLANEOUS - SEVEN OAKS MANUFACTURING

Legbands (Plastic - 50 per pack)

Size 5/16" Chicks/Pigeons	(2105)	\$13.00
Size 7/16" Bantams	(2107)	\$13.00
Size 9/16" Leghorn	(2109)	\$14.00
Size 11/16" Heavy Breed	(2111)	\$14.00
Size 3/4" Ducks	(2112)	\$15.00
Size 7/8" Turkey Hens/Geese	(2114)	\$16.50
Size 1" Turkey Toms	(2116)	\$17.50



AquaBeads®

Clear H₂O

AquaBeads® are a ready-to-use, 92% moisture gel bead designed for application as a top-dressing to starter feed at the time of placement to accelerate early discovery of feed and water for improved health and growth performance.



Early Discovery of Feed and Water

The sooner hatchlings discover and start consuming feed and water at placement, the quicker their digestive and immune systems will develop and provide a foundation for strong growth.

MISCELLANEOUS - SEVEN OAKS MANUFACTURING

POUL-VITE:

This is a water soluble vitamin powder containing biotin that will supply a good supplementary source of vitamins. It is indicated for use in poultry to give starting chicks and poults a head start (first 4 days), and to supplement chickens and turkeys in cases of reduced food intake. Mix ½ tsp./Gal of water. (PVITE100G) **\$7.90**



ELECTROLYTES PLUS:

A water soluble multi-vitamin and electrolyte mixture for livestock that can help in stimulating appetite during periods of stressful conditions. 400g. (ELP-400G) **\$20.90**

STOP-PICK:

While this will discourage birds from picking the treated bird, it should not be spread on an open wound since it contains cayenne pepper! 170ML

(SP-170) **\$25.40**

NOT recommended for open wounds!
Use Vaseline!



DISPOSABLE COVERALLS:

It is critical to have good bio-security even with a small flock!

Disposable Coveralls (MI18) **\$7.40**

Disposable Boot Covers pairs (MI43) **\$3.80**



VIRKON: broad spectrum virucidal, bactericidal and fungicidal disinfectant. 50g. package mix to 5 liters water.

50g (VK-50) **\$8.70**

5kg. (VK-5) **\$301.50**

VIROCID: Highly concentrated, broad spectrum disinfectant. Non-corrosive. 5 Litre (VIR5) **\$208.30** each

GERME-ZONE: A very effective and beneficial antiseptic for cuts, scratches, abrasions, wounds and burns. Apply to the skin and semi exterior mucous membrane for poultry and stock. On cuts and wounds it may be applied full strength and will not injure tissue. An antiseptic wash may be made by diluting one part of Germe-Zone with 25 parts of water. (500ml) **\$9.40**

DOKTOR DOOM LICE KILLER: For use in poultry houses to control poultry lice and exposed stages of darkling beetles. Spray roosts, walls and nests or cages thoroughly. This should be followed by spraying over the birds with a fine mist. (550g) **\$37.80**

Thoroughly disinfect your barn between flocks and allow time to dry!



PHEASANT HOODS WITH PINS:
In plastic pouch. 25/pkg. (MI04) **\$12.50**



BEAK GUARDS WITH PINS:
In plastic pouch. 25/pkg. (MI02) **\$12.50**



PEEPERS WITH PINS:
In plastic pouch. 25/pkg. (MI03) **\$12.50**



PLIERS:
Standard economy plier for use with C-clips for connecting netting or Peepers and Hoods. (MI06) **\$38.80**



REPEATER MOUSE TRAP:
No bait mouse trap is easy to use (MI54) **\$12.40**

FLY RELIEF DISPOSABLE BAG:

Attract and kill flies safely. Special attractants work wonders without the use of insecticides making this product an environmentally safe control. This 1 gallon trap comes with a 4oz bottle of attractant. (MI52) **\$16.40**



FOGMASTER TRI-JET 120V

FM-620810 **\$688.10**

Maintenance-free, reliable and durable, it continues to serve in or outdoors, disinfecting and mitigating odors, controlling mold and mildew, aiding in flood and fire damage restoration, controlling mosquitoes, flies and other insects and many other applications.

Fogmaster's original tri-jet design continues to set the standard against which all others are measured.




REDUCE RISK OF DISEASE TRANSMISSION WITH FLIGHT NETTING!

Keeps unwanted wild birds and predators from contact with your flock. Available in various sizes. Call us for more information.

FOOT BATH:

24"x32" Rubber Finger Mat. Holds approx. 2 litres of disinfectant. Easy to clean. (FBS) **\$144.10**



MISCELLANEOUS - SEVEN OAKS MANUFACTURING

Self Locking Door Kit & Chicken Guard:

CG-COMBI-XSLD \$352.67



Powered by batteries (4 x AA alkaline) or USB
 Protect your flock from afar!
 Simply install the door in your coop, program the motor, and you're done!

- Programable timer
- Adjustable light sensor
- Lifts 2kg/4lbs
- Extra powerful motor
- Fully featured LCD display
- Automatic Stop Feature
- Automatic Door Calibration
- Low maintenance
- Manually open and close
- No complicated wiring

(WHILE SUPPLIES LAST)



Dimensions: 13"x13"x4" (In box)



REFERENCE MATERIALS - SEVEN OAKS MANUFACTURING

STOREY'S BOOKS

- Guide to Raising:
 Dairy Goats (BRRDG) **\$34.95**
 Rabbits (BRRMW) **\$34.95**
 Turkeys (BRYOT) **\$27.95**



- Storey's Illustrated Guide to Poultry Breeds (BPB) **\$34.95**
 Reinventing the Chicken Coop (BRCC) **\$26.95**
 American Standard of Perfection (B&W) **\$23.75**



- Guide to Better Hatching (BGBH) **\$16.00**
 The Chicken Health Book (BCHHB) **\$34.95**
 Raising Amazing Chicks (BRAC) **\$24.99**
 Pocket Full of Poultry (BPP) **\$14.95**
 Your Puppy, Your Dog (YRPUDD) **\$10.95**
 (not pictured)



How to build Books

- Whizbang Chicken Scalding (BWSPB) **\$31.50**
 Mechanical Chicken Plucker (BWPPB) **\$31.50**



Chick Embryo Development (COBB) **\$5.00**

We are excited to announce our
BERGS HATCHERY
2025 Photo contest!

We invite you to send us photos of your birds purchased from Berg's Hatchery!

Email your best photos to
CUSTOMERSERVICE@BERGSHATCHERY.COM

Contest Rules and Regulations:

**TOP 3 PHOTOS
WILL BE CHOSEN
BY STAFF AND WILL
RECEIVE A PRIZE!**

**FINAL RESULTS AND
SELECTION OF WINNERS
WILL BE AT THE DISCRETION
OF BERG'S HATCHERY.**

- Entries must include the photographers First name and location (Town name)
- Bird(s) in the photo(s) must have been purchased from Berg's Hatchery
- Include the breed of the bird(s) in the photo(s)
- If there is a person in the picture, they must be unrecognizable
- Photo(s) must be original content created by the person entering the contest, must not have been published before and of a good quality data (RAW preferred)



**Cover photo on the
2026 Catalogue and
50% off first order
up to \$200.00
Plus Free shipping!**



**Inside 2026 Catalogue
Feature and 50% off first
order up to \$100.00!**



**Inside 2026 Catalogue
Feature and 25% off
first order up to
\$100.00!**

Berg's Hatchery Reserves the right to eliminate any photos that do not meet the guidelines, are inappropriate for the category or that are of insufficient quality or size to be published in our catalogue.

REGULATIONS: By entering the contest, you are granting BERG'S HATCHERY a non-exclusive right to use submitted images in any form for any purpose, including printed materials (such as the annual catalogue), digital marketing, social media and any other use, in perpetuity, without any form of remuneration or permission.

Contest closes: November 15, 2025



Our Local Retailers

ALBERTA

LETHBRIDGE

Canadian Co-Operative
Wool Growers Ltd.
403-327-3760

SHERWOOD PARK

Clover Bar Feeds
204-773-2562
Please call Hatchery
to Book Orders

TISDALE

Beeland Co-op
306-873-5111

WEYBURN

Cowtown
306-842-6856

WYNYARD

Wynyard Co-op and Agro Centre
306-554-3644

SWAN LAKE

Pembina Consumers Co-op
204-836-2264

TEULON

Kaljent Ag Services
204-886-2180

WINKLER

Fehrway Feed & Livestock Equipment
204-325-7017

SASKATCHEWAN

COLONSAY

Colonsay Co-op
306-255-2115

CARNDUFF

Earl's General Store
306-482-3891

HAGUE

New Vision Agro
306-225-2226

LEROY

Mid-way Co-op
306-286-3221

MELFORT

Prarie North Co-op Home and Agro
306-752-2555

NIPAWIN

Lake Country Co-op
306-862-4595

MANITOBA

ANOLA

Anola Feed & Farm Supply
204-866-2435

BRANDON

Total Farm Supply
204-727-3276

GILBERT PLAINS

Gilbert Plains Agro Centre
204-548-2099

NEEPAWA

Kulbacki AG Supply
204-476-4369

ST. ROSE

St. Rose Co-Op
(204) 447-2545

STEINBACH

Horizon Livestock & Poultry
204-346-5222

ONTARIO

EMO

Emo Feed Services
807-482-2017

OXDRIFT

Skene Transfer & Supply
807-937-5960

THUNDER BAY

Thunder Bay Feeds Ltd
807-935-2921

IF THERE IS NO RETAILER IN YOUR AREA WE CAN SHIP TO THE NEAREST TOWN